



*Passion for innovation*

**Model CHR-600**  
Drop-in Charger

**User Manual**

[www.enersound.com](http://www.enersound.com)

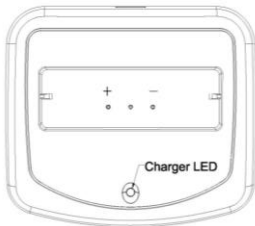
Toll free: 1-800-644-5090

International: +1-305-731-2416

[info@enersound.com](mailto:info@enersound.com)

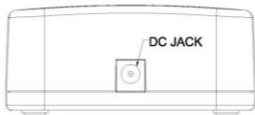
## Overview

The CHR-600 is a single-bay, drop-in charger designed for the Enersound TP-600 FM transmitter. **WARNING: USE THIS CHARGER WITH NiMH RECHARGEABLE BATTERIES ONLY. DO NOT USE with other types of rechargeable batteries, such as lithium. DO NOT USE non-rechargeable batteries, such as alkaline and carbon zinc, WHICH may heat up and burst, causing possible injury and damage to the equipment.**



## Setup and Operating Instructions

1. Before inserting the TP-600 into the charger, make sure to set the transmitter for the rechargeable battery type "rECH" in the Advanced Settings menu. When powering on the transmitter, the LCD display will show for 2 seconds either "ALKA" or "rECH" indicating the transmitter setting.
2. Plug the included USB power adapter cable into the power supply.
3. Plug the CHR-600 power supply into the AC wall outlet. Plug the power connector into the DC jack at the back of the CHR-600 unit. A red LED indicator will illuminate, indicating that the charger is ready.



4. Insert the transmitter into the charging slot. The unit must be placed in the charger facing forward. The red LED indicator will alternate between green and red to indicate that the batteries are being charged.



- It will take approximately 7 hours to fully charge the batteries.

NOTE: Once the batteries are fully charged, although you may leave the transmitter in the charger, we do not recommend leaving it for over a week to protect battery performance.

5. Once the transmitter is fully charged, the LED indicator will stay solid green.

### **Recycling Instructions**

Help Enersound protect the environment by disposing of your CHR-600 charger and accessories properly!

-  Please do NOT dispose of your Enersound equipment in the household trash. Take the equipment to an electronics recycling center.
-  Please do NOT dispose of used batteries in the household trash. Please take them to your local collection point or recycling center. This will help to protect the environment.

## **Other Safety Considerations**

- Do not leave the device in places with high temperatures or high humidity.
- Do not handle the charger power cord with wet hands.
- Do not insert metal objects like coins, paperclip or any other item, inside the charger that may short circuit the charging contacts.
- Keep this product, accessories and its packaging out of the reach of children. Plastic bags, packing material, electrical cords and other accessories may cause choking, suffocation and/or electrocution!
- Do not open the unit. There are no user serviceable parts inside.
- To clean the charger, be sure to first switch off and unplug the unit from the power outlet, then wipe with a dry cloth. When extremely dirty, use a soft cloth dampened in neutral detergent. Never use benzene, thinner or chemically-treated towels, which may damage the product's finish. Do not wet the contacts.

## **Warranty**

The CHR-600 single-bay charger is covered by a 1-Year factory warranty. Note: Damage due to battery corrosion, and/ or a result of charging non-rechargeable batteries, will VOID the product warranty. Complete terms of this warranty are available in the TP-600 user manual under Limited Warranty Statement. If you have any questions about your charger, call our toll-free number at 1-800-644-5090 (U.S.A.) or 1-305-731-2416 (Outside the U.S.A.). If it is necessary to return the charger for service, your customer service representative will give you a Return Authorization Number (RAN) and shipping instructions.